

ESP+

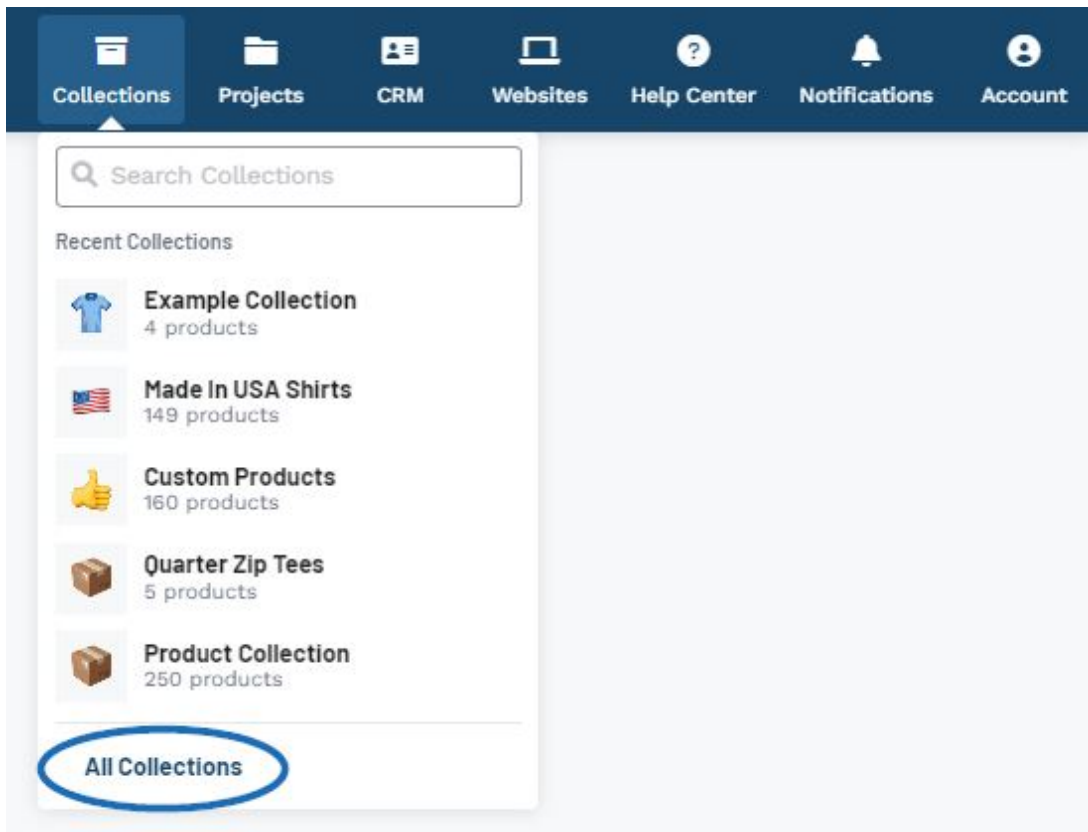
Product Support > Getting Started > Collections

Collections

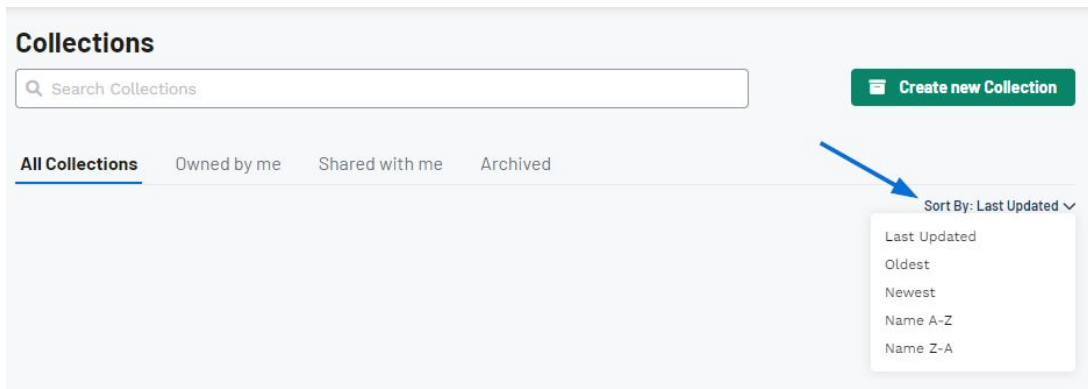
Jennifer M - 2024-07-19 - Getting Started

Collections are a helpful tool that enables users to hold products for use in Presentations.

Click on the Collections button on the main toolbar. The five most recent collections will be displayed, but you can click on the View All Collections link to open the main Collections area.



Collections are owned by a single user within your company, but additional users can be added as collaborators. Use the Sort By to organize the Collections.



When viewing Collections, there are four tabs:

- **All Collections**

This section will display all collections which you are able to access. These could be collections you own or are a collaborator as well as collections which are set to be shared with all users within your company.

- **Owned by me**

The collections in this section are ones you have created and currently own as well as collections where the ownership has been transferred to you by another user in your company.

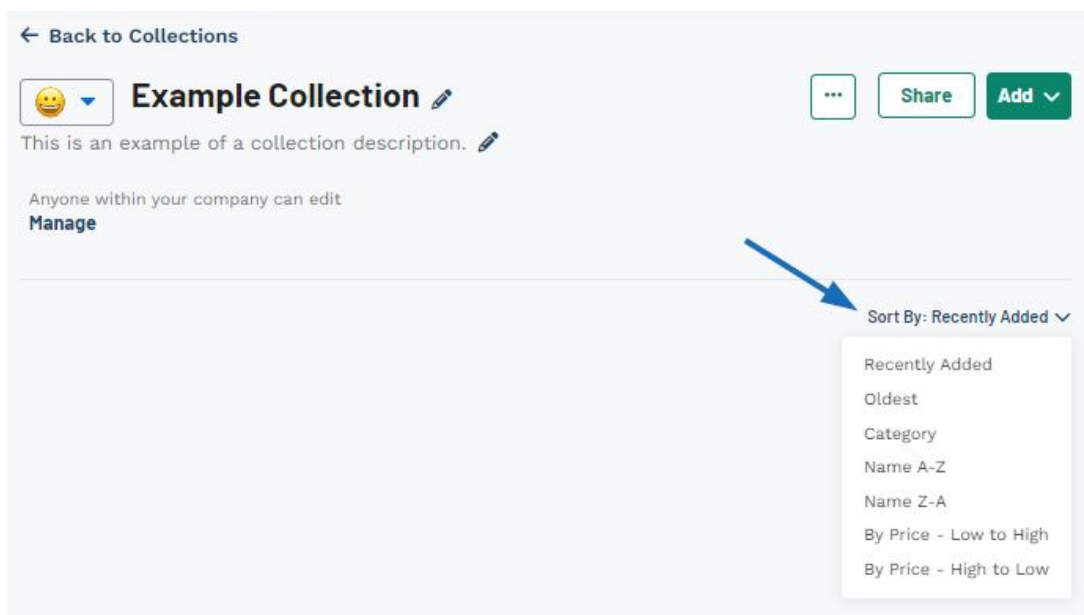
- **Shared with me**

This section contains collections that have specifically named you as a collaborator in addition to collections which are set to be shared with all users in your company.

- **Archived**

This section contains collections are essentially deactivated and will not display in the other three tabs. Because deleting a collection is permanent, using the archive option can be a helpful way to manage collections without losing information.

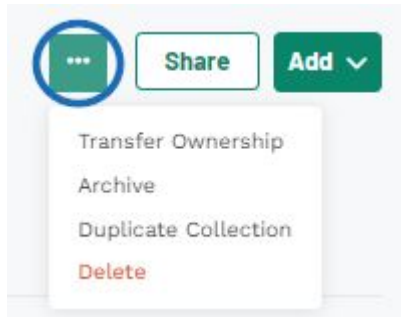
Clicking on a collection name will open it in an editable state. Use the pencil icon to update the collection name and description. Products within collections can be sorted by:



- Recently Added
- Oldest
- Category
- Name A-Z
- Name Z-A
- By Price - Low to High
- By Price - High to Low

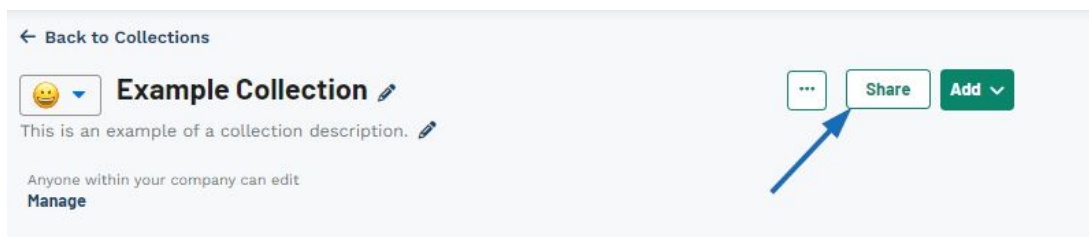
The three dot icon enables you to manage the collection. The options will vary depending

on ownership of the collection, as only owners have the option to transfer ownership. [Archive](#) will deactivate the collection and it will only be shown in the Archive tab. At any point in the future, the collection can be made active again. Duplicate Collection will create a second collection identical to the current one. Delete will completely remove the collection from ESP.

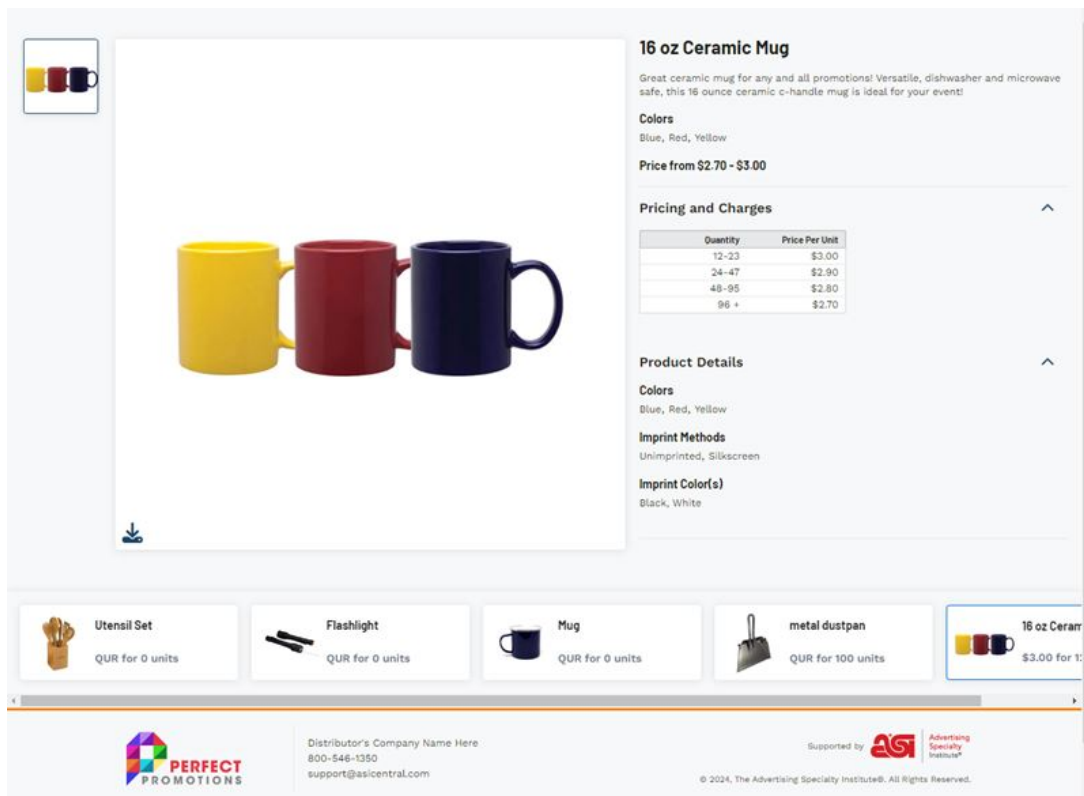


Collections enable the ability for both [ownership and collaborators](#). While there can only be one owner, multiple collaborators. An owner is a user who maintains primary possession or “ownership” of a project or collection. A collaborator is a user who is able to manage a project or collection but will not be able to transfer the ownership. Collaborator can use the “Shared with Me” section to locate projects and collections for which they are collaborators.


The Share button enables you to share a link to collection via email or link.



When sending a collection, you do not need to create a project, but the page will contain a footer with your company's contact information and logo.



The products within a collection can be added to a [presentation](#) and/or [an order](#) using the options in the Add button drop-down.



Related Content

- [The Main Toolbar](#)
- [Create a New Collection](#)
- [Archive a Collection](#)